

# 2.7x2.7m Tilting Patio Umbrellas

## Assembly Instruction

### FABRIC

600D PU Polyester  
High-Density 450D Oxford

### SIZE

Canopy-270x270cm

Center Pole - Length: 246cm


Diameter: 3.8cm



1 Lay all the parts on the floor



2 Connect the 2 parts of the center support pole by a metal connector




3 Each corner of the umbrella cover has a little pocket, put all poles in to the pockets.




4 Rotate to fix the cap on the top



5 Insert the frame of the umbrella to your base and fasten



6 Pull the ropes to open and lift the umbrella



7 Secure the umbrella with the metal latch



8 Push the metal button to tilt the umbrella to adjust the angle of shade



9 The installation is finished